

LINOCUR®

Size D02 63A 230VAC/440VAC

IEC FUSE SWITCH DISCONNECTORS

D0 FUSE COMBINATION UNITS



The D0 Linocur® is a combination of switch disconnector fuse and Neozed® 63A fuse-link, equipped with significant safety characteristics and sophisticated switching and terminal technology.

The power dissipation of Neozed® fuse-links leads to internal heating in the Linocur® device. Special design measures have been implemented in the development of Linocur® in order to prevent the device from overheating and avoid the unwanted, premature operation of the fuse-link:

- generously sized, solid copper strip conductors
- highly sprung foot contact
- wide area of heat transfer through contact with the screw cap
- wide area of contact at the foot contact
- special contacts which share functions

Thanks to this design, Linocur® features one of the lowest power dissipation values on the market for D0 fuse-combination units devices.

FEATURES & BENEFITS

- Lowest Power Dissipation
- Remote fuse monitoring (optional)
- Highly user-friendly and safe changing of the fuse
- Bayonett design of the screw cap for quick changing of the fuse
- Easy installation (feeding from above and below)
- Double clamp connection for in/output
- Modern design
- Modular system: 1 to 3+N poles, available with and without gauge piece

APPLICATIONS

- Low voltage power distribution for:
 - process industries
 - commercial
 - residential.

STANDARDS

- EN/IEC 60947-3
- DIN VDE 43880
- DIN VDE 0660 Part 107
- DIN VDE 0638
- DIN VDE 0636 Part 3
- IEC 60269-3



MERSEN reserves the right to change, update or correct, without notice, any information contained in this datasheet.

TECHNICAL DATA OVERVIEW

Voltage	1 pole AC 230V 2-, 3-, 4- pole AC 400V marine application AC 440V per pole DC 65V
Ampere Range (A)	2 ... 63 A
Breaking capacity	50 kA
Protection	IP 20
SCCR	AC 22B AC 400V 63A DC 22B DC 65V/pole AC 23B AC 400V 50A AC 23B AC 440V 35A
Mounting	DIN rail acc. EN 60715
Product Size	D02
Number of Poles	1-, 2-, 3-polar 2-polar (1+N) 4-polar (3+N)
Overvoltage category	IV
Rated frequency	50 ... 60 Hz
Rated impulse withstand voltage U_{imp}	6 kV
Power dissipation	63A: phase=1.8W, neutral=1.4W

PRODUCT RANGE



05861.063000

D0 Linocur® D02 230 to 400VAC, 65VDC

Catalog number	Reference number	Rated current I _n	Number of poles/ phases	Width	Cross section	Weight	Package
05861.063000	Z1012620	63 A	1	27 mm	35 mm ²	0.2133 kg	3
05862.063000	J1012606	63 A	2	54 mm	35 mm ²	0.32 kg	2
05863.063000	B1012622	63 A	3	81 mm	35 mm ²	0.64 kg	1
05861.063100	H1012628	63 A	1+N	54 mm	35 mm ²	0.32 kg	2
05863.063100	E1012602	63 A	3+N	108 mm	35 mm ²	0.64 kg	1

D0 Linocur® D02 220VDC

Catalog number	Reference number	Rated current I _n	Number of poles/ phases	Width	Cross section	Weight	Package
05864.063000	L1012608	63 A	4	108 mm	35 mm ²	0.64 kg	1



05863.050000

D0 Linocur® D02 230VAC to 400VAC, 65VDC, with fuse-links and fixed gauge pieces

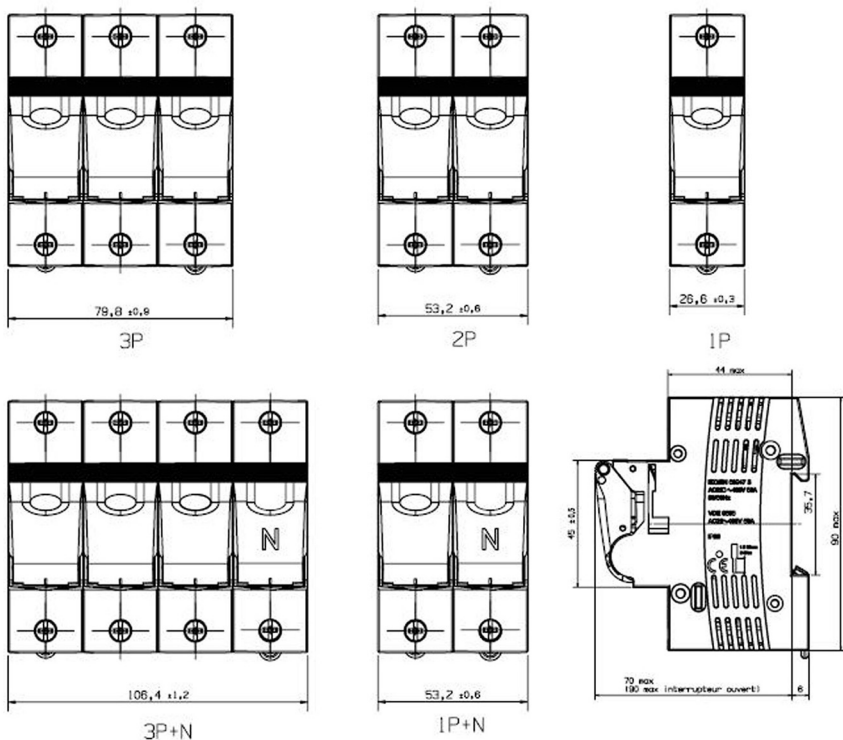
Catalog number	Reference number	Rated current I _n	Number of poles/ phases	Width	Cross section	Weight	Package
05861.020000	M1012609	20 A	1	27 mm	35 mm ²	0.2133 kg	3
05861.025000	A1012621	25 A	1	27 mm	35 mm ²	0.2133 kg	3
05862.025000	B1012760	25 A	2	54 mm	35 mm ²	0.32 kg	2
05863.025000	G1012627	25 A	3	81 mm	35 mm ²	0.64 kg	2
05861.035000	N1012610	35 A	1	27 mm	35 mm ²	0.2133 kg	3
05862.035000	D1012624	35 A	2	54 mm	35 mm ²	0.32 kg	2
05863.035000	E1012625	35 A	3	81 mm	35 mm ²	0.64 kg	1
05861.050000	C1012761	50 A	1	27 mm	35 mm ²	0.2133 kg	3
05862.050000	D1012762	50 A	2	54 mm	35 mm ²	0.32 kg	2
05863.050000	P1012611	50 A	3	81 mm	35 mm ²	0.64 kg	1

D0 Linocur® D02 250VAC to 440 VAC (suitable for marine application)

Catalog number	Reference number	Rated current I _n	Number of poles/ phases	Width	Cross section	Weight	Package
05861.063040	H1012605	63 A	1	27 mm	35 mm ²	0.138 kg	3
05862.063040	S1012614	63 A	2	54 mm	35 mm ²	0.32 kg	2
05863.063040	J1012629	63 A	3	81 mm	35 mm ²	0.64 kg	1
05863.063140	T1012615	63 A	3+N	108 mm	35 mm ²	0.253 kg	1

MERSEN reserves the right to change, update or correct, without notice, any information contained in this datasheet.

DIMENSIONS



Dimensions in mm

ACCESSORIES



01713.700000



01715.700000

D0 screw caps 400V AC synthetic

Catalog number	Reference number	Description	Design	Weight	Package
01713.700000	W1016665	Reduction Spring, for the use of D01 fuse-links in the bayonet screw cap Size D01	-	1 g	10
01715.700000	K1015206	Replacement screw cap - with sealing hole, without testing hole D02, 63A	Replacement screw cap - with sealing hole, without testing hole D02, 63A	12.5 g	10



01714.830000




01715.710000


Locking devices

Catalog number	Reference number	Description	Design	Rated current I _n	Weight	Package
01714.830000	J214069	Special key for locking caps	-	-	32.9 g	1
01715.710000	L1015207	-	Locking cap for D0 Linocur, with industrial locking wrench 63A	63 A	6 g	10


ACCESSORIES



02963.000000



22963.003000



22963.363000



02901.000000



02903.165000



05860.100000

05860.200000



05860.300000

Wiring bars / Insulated bus bars

Catalog number	Reference number	Design	Weight	Package
02963.000000	M215107	single pole, 16 mm ² , partition 27 mm (distance of poles), peg design, L-shaped	171 g	5
22963.003000	K302873	triple pole, 16 mm ² , partition 27 mm (distance of poles), peg design, L-shaped	638 g	5
22963.363000	L302874	triple pole, 35 mm ² , partition 27 mm (distance of poles), peg design, L-shaped	1214 g	5
02901.000000	E302891	end cap for single pole wiring bus bar	0.4 g	10
02903.165000	G302893	end cap for triple pole wiring bus bars up to 16 mm ²	1.8 g	10
02903.350000	R302902	end cap for triple pole wiring bus bars up to 35 mm ²	1.5 g	10
02923.102159	Z302886	Eurovario wiring rail - fixed length and may not be cut length 159mm, cross section 10mm ²	46.5 g	5
02923.162159	A302887	Eurovario wiring rail - fixed length and may not be cut length 159mm, cross section 16mm ²	67.5 g	5
02923.102243	B302888	Eurovario wiring rail - fixed length and may not be cut length 243mm, cross section 10mm ²	81.7 g	5
02923.162243	C302889	Eurovario wiring rail - fixed length and may not be cut length 243mm, cross section 16mm ²	119 g	10
02923.109156	D302890	special wiring bar to connect Linocur (27mm) with miniature circuit breakers (18mm) length 140mm, cross section 16mm ²	71.1 g	5

Indication facilities

Catalog number	Reference number	Design	Weight	Package
05860.100000	G1015203	Monitoring device for Linocur 2P, 3P, 3P+N Type 1 (switch position), cross section 1,5mm ² , operating voltage 400V +/-10%	0.435 kg	1
05860.200000	H1015204	Monitoring device for Linocur 2P, 3P, 3P+N Type 2 (fuse operation), cross section 1,5mm ² , operating voltage 400V +/-10%	0.435 kg	1
05860.300000	J1015205	Monitoring device for Linocur 2P, 3P, 3P+N Type 3 (switch position and fuse operation), cross section 1,5mm ² , operating voltage 400V +/-10%	0.435 kg	1

Terminal clamps

Catalog number	Reference number	Design	Weight	Package
02993.100000	V1007924	Connecting terminal 50mm ² , insulated, long, cross section 50mm ² (if 35mm ² rail 2296.363000 is used then infeced terminal required)	37.5 g	10