



CQ55 series

15 x 35 x 55 mm cubic
capacitive sensors



15 x 35 x 55 mm cubic

features

- DC supply voltage
- Adjustable sensitivity
- Flat polycarbonate plastic housing



web contents



- Application notes
- Photos
- Catalogue / Manuals



code description

CQ **55** / **B** **P** - **3** **E**

series	CQ	Capacitive sensor (rectangular)
dimens.	55	55 x 35 x 15 mm
output state	B	NO + NC complementary output
output logic	P	PNP logic
	N	NPN logic
distance	3	Long distance 4...25 mm (shielded 16 mm - unshielded 25 mm)
connect.	A	Cable exit
	E	M12 plug exit


available models

supply	installation	distance (mm)	connection	NPN NO + NC	PNP NO + NC
10...40 Vcc	shielded / unshielded	4...25	2 m cable	CQ55/BN-3A	CQ55/BP-3A
			M12 plug	CQ55/BN-3E	CQ55/BP-3E

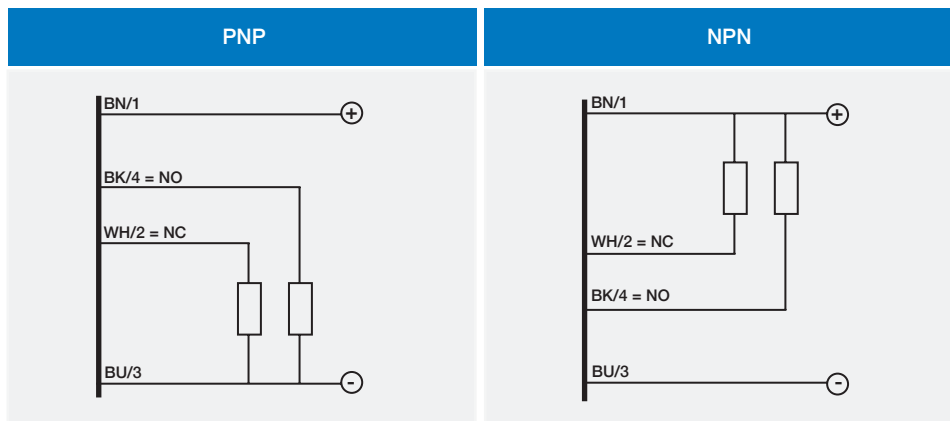
technical specification

according to IEC EN 60947-5-2

15 x 35 x 55 mm cubic

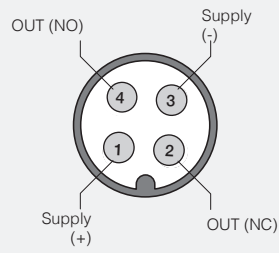
CQ55/**-3*	
	
nominal sensing distance Sn	25 mm
hysteresis	≤ 20%
repeatability	5%
operating voltage	5 Vdc
max ripple content	≤ 10 %
no-Load supply current	≤ 10 mA
load current	≤ 200 mA
leakage current	≤ 10 µA
output voltage drop Ud	2..5 V max @ IL= 200 mA
output type	NPN or PNP - NO + NC
switching frequency	50 Hz
power on delay	≤ 100 ms
power supply protections	polarity reversal, impulsive overvoltage
output protection	autoreset short circuit, overvoltage
sensitivity adjustment	●
storage temperature	-40 ... +85° C
operating temperature range	-25 ... +80° C (without freeze)
temperature drift	≤ 20 %
EMC	in conformity with the EMC Directive, according to EN 60947-5-2
protection degree	IP67 (EN 60529) NEMA 1,3,4,6,13
LEDs	yellow (output status LOn/DOn)
housing material	PC
active head material	PC
weight	65 g connector / 150 g cable

electrical diagrams of connections



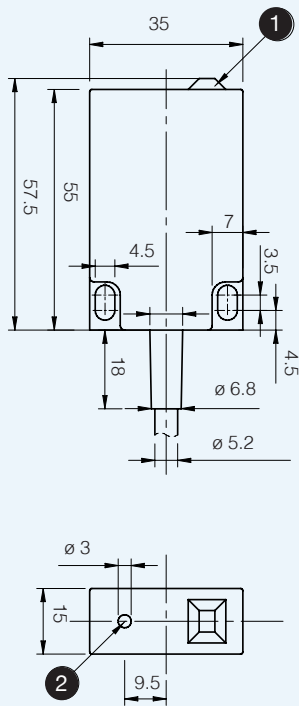


M12 CQ55/**-E

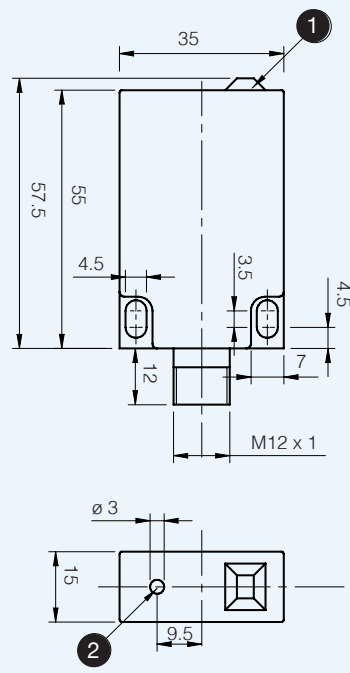


dimensions (mm)

CQ55/**-3A



CQ55/**-3E



1 LED

2 TRIMMER