
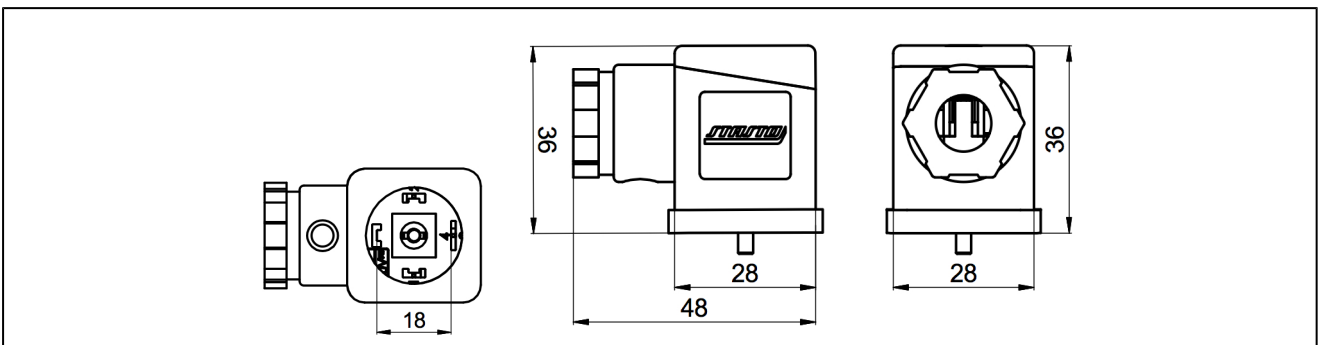


connector

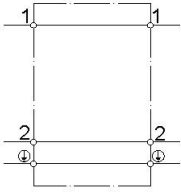
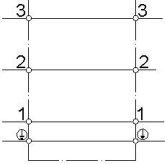
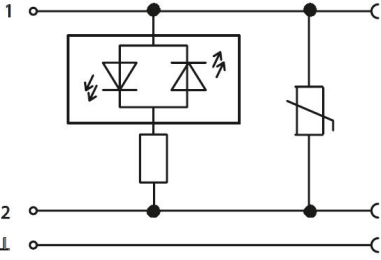
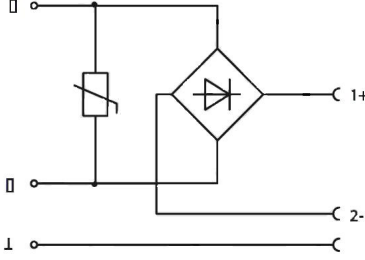
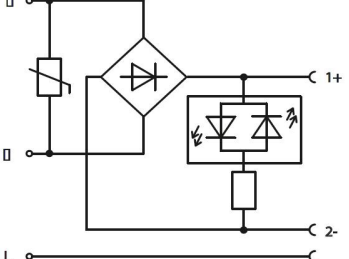


design	connector acc. to EN175301-803-form A, connector size 32mm
ambient temperature	-25...+90°C without LED and -25...+60°C with LED
cable gland	M20x1,5, diameter of cable 6-8mm
cable cross section connectable	0,5-1,5mm ²
protection class	IP65 according to EN 60529
scope of supply	incl. mounting screw and seal NBR

dimensions



circuit options

circuit diagramm	description
	2-pin, without circuit
	3-pin, without circuit
	bipolar LED and varistor
	bridge rectifier and varistor
	bridge rectifier with varistor and bipolar LED

description	voltage	operating current max.	type
connector 2-pin	0-230VAC/DC	10A	6-41142-2000-S
connector 3-pin	0-230VAC/DC	10A	6-41542-2000-S
connector with varistor and bipolar yellow LED	230VAC/DC	1,5A	6-41442-2528-S
connector with varistor and bipolar yellow LED	24VAC/DC	1,5A	6-41442-2525-S
connector with bridge rectifier and varistor	230VAC	3A	6-41442-2556-S
connector with bridge rectifier, with varistor and bipolar yellow LED	230VAC	1,5A	6-41442-2566-S
connector with bridge rectifier, with varistor and bipolar yellow LED	24VAC	1,5A	6-41442-2563-S

illustrations are non-binding
all designs, configurations, measurements and materials are subject to change without prior notice