



CZ4000 系列防爆操作头
Series explosion-proof operation head



板前导轨型、板后型防爆模块
Board front mounting rail type, board back type explosion-proof module



防爆模块+操作头
Explosion-proof module + operation head



CZ1208/2-□ 板后型防爆(闪光)蜂鸣器元件
Board back type explosion-proof (flash) buzzer components

A

描述:

CZ4000防爆操作头系列符合ATEX、IECEx标准和认证要求,适用于恶劣环境的危险区域,防护等级高达IP66,使用环境温度-55℃~+65℃。

- 多种操作头选择
- P1 按钮操作头 /P2 双按钮操作头可选多种符号标识牌
- P4□ (Φ37mm) /P5□ (Φ55mm) 蘑菇操作头
- P3E (Φ40mm) 急停按拉式操作头 (红/黄)
- P6□ (Φ40mm) /P7□ (Φ55mm) (急停) 扭动释放按钮操作头 (黑、红/黄)
- Y2□ (急停) 钥匙释放按钮操作头 (红/黄、红/黑)
- Y3~Y8 钥匙按钮开关操作头 (锁定/弹簧返回、钥匙拔出/钥匙不可拔出、通用钥匙/不通用钥匙功能)
- KB□ 开关操作头Φ39mm (锁定/弹簧返回功能)
- S□ 开关操作头Φ61.5mm (锁定/弹簧返回功能)
- H□ 开关操作头Φ61.5mm专用于 H 开关模块
- S□、H□开关操作头不同档位设有挂锁眼,有标准型黑色和急停型红色/黄色
- V□6防爆拨动开关操作头 (黑色、红/黄)
- L□ 信号灯罩 (五种颜色)
- P□ 信号灯按钮罩 (五种颜色)
- DW 电位器整定操作头
- 测量表保护罩 (M1表框 / M2带标志牌表框)
- B1 空盲堵
- 安全锁扣系列 (板前导轨型安装/面板型安装)
- 附件 (标志牌、急停按钮黄色标牌、套筒扳手)

Descriptions:

CZ4000 series explosion-proof operation heads conform to ATEX, IECEx standards and its certifications. The operation heads are applicable for extremely hazardous areas. They have high degree of protection up to IP66 and can be used in ambient temperature -55℃~+65℃.

Many different operation heads are available.

- P1 Pushbutton operation heads/P2 double pushbutton operation heads, labels with different markings are optional
- P4□ (Φ37mm) /P5□ (Φ55mm) Mushroom operation heads
- P3E (Φ40mm) E-stop push-pulling operation heads (red/yellow)
- P6□ (Φ40mm) /P7□ (Φ55mm) (E-stop) Twist to release operation heads (black, red/yellow)
- Y2□ (E-stop) Key-releasing operation heads (red/yellow, red/black)
- Y3~Y8 Key switch operation heads (lock/spring return, key retractable/ key not retractable, general purpose key/ special key)
- KB□ Switch operation heads Φ39mm (lock/spring return)
- S□ Switch operation heads Φ61.5mm (lock/spring return)
- H□ Switch operation heads Φ61.5mm specially for H switch modules
- S□, H□ Switch operation heads have padlock hole on different positions. Normal ones are in black, emergency ones are in red/yellow.
- V□6 Explosion-proof toggle switch operation head (black, red / yellow)
- L□ Operation heads of signal lamp (five colors)
- P□ Operation heads of signal lamp with button (five colors)
- DW Potentiometer operation heads
- Meters protective cover (M1 calotte/M2 calotte with label)
- B1 Blanking plug
- Safety latches(board front rail mounting/panel mounting)
- Accessories (label, E-stop pushbutton yellow label, spanner)

1 区和 2 区
Zone 1 and zone 2
21 区和 22 区
Zone 21 and zone 22

主要数据 Main technical data:

认证 Certification	防爆标志 Ex mark	符合标准 Meet the standard
China: CE14.5024U	Ex e II C Gb Ex tD A21 IP66	GB3836 GB12476
IECEX: IECEX CQM 15.0035U	Ex eb II C Gb Ex tb III C Db	IEC60079
ATEX: Sira 15ATEX3333U	⊕ II 2GD Ex eb II C Gb Ex tb III C Db	EN60079

适用范围: 用于 1 区和 2 区, 21 区和 22 区

环境温度和工作温度: -55℃~+65℃

防护等级: IP66

拧紧力矩: 2.8~3.4 N.m (M30×1.5)

材料: 聚酰胺

符合: 2460

符合低压电器标准: IEC60947-5-1、EN60947-5-1

IEC60947-5-5、EN60947-5-5

Intended use: Can be used in zone 1 and zone 2, Can be used in zone 21 and zone 22

Ambient and operating temperature: -55℃~+65℃

Degree of protection: IP66

Tighten torque: 2.8~3.4 N.m (M30×1.5)

Material: polyamide

Conformity to: 2460

Conformity to low voltage electrical standards: IEC60947-5-1, EN60947-5-1

IEC60947-5-5, EN60947-5-5

A

订购规格 Order specifications:

图样 Illustration	描述 Description	定位点方向 Direction of Anchor Point	重量 (kg) Weight	订购号 Order No.	
P3E 	Φ40mm 防爆急停按拉式按钮操作头 (红/黄) Operation head of explosion-proof emergency push-pulling button (Red / Yellow)		0.054	CZ4000-P3E	
P6E 	Φ40mm 防爆急停扭动释放按钮操作头 (红/黄) Operation head of explosion-proof emergency stop twist to release button (Red / Yellow)		0.053	CZ4000-P6E	
P7E 	Φ55mm 防爆急停扭动释放按钮操作头 (红/黄) Operation head of explosion-proof emergency stop twist to release button (Red / Yellow)		0.058	CZ4000-P7E	
Y2□E 	防爆急停钥匙释放按钮操作头 (红/黄) Operation head of explosion-proof emergency stop key-releasing button (Red / Yellow)		0.077	CZ4000-Y21E	
			0.077	CZ4000-Y22E	
Y2□B 	防爆钥匙释放按钮操作头 (红/黑) Operation head of explosion-proof key-releasing button (Red / Black)		0.077	CZ4000-Y21B	
			0.077	CZ4000-Y22B	
P6B 	Φ40mm 防爆扭动释放按钮操作头 (黑) Operation head of explosion-proof twist to release button (Black)		0.053	CZ4000-P6B	
P7B 	Φ55mm 防爆扭动释放按钮操作头 (黑) Operation head of explosion-proof twist to release button (Black)		0.058	CZ4000-P7B	
P1 	防爆橡胶套按钮操作头, Operation head of rubber sheath button		0.025	CZ4000-P1□□	
P2 	Φ37mm 防爆蘑菇头按钮操作头 Operation head of explosion-proof mushroom head button		0.047	● 红色 Red	CZ4000-P4R□□
				● 绿色 Green	CZ4000-P4G□□
				● 黑色 Black	CZ4000-P4B□□
P4 	Φ55mm 防爆蘑菇头按钮操作头 Operation head of explosion-proof mushroom head button		0.052	● 红色 Red	CZ4000-P5R□□
				● 绿色 Green	CZ4000-P5G□□
				● 黑色 Black	CZ4000-P5B□□
P5 	其它标识牌详见 A/101~A/102 页 See page A/102~A/102 for labels	标识牌 (不带不注) Label Label (no need, no mark)			

订购规格 Order specifications:

图样 Illustration	描述 Description	定位点方向 Direction of Anchor Point	重量 (kg) Weight	订购号 Order No.
L□	防爆信号灯罩 Explosion-proof cover of signal lamp		0.020	CZ4000-LR CZ4000-LG CZ4000-LY CZ4000-LB CZ4000-LW
P□	防爆信号灯按钮操作头 Explosion-proof operation head of signal lamp with button		0.022	CZ4000-PR CZ4000-PG CZ4000-PY CZ4000-PB CZ4000-PW
DW□	防爆电位器整定操作头 Explosion-proof operation head of potentiometer setting		0.027	CZ4000-DW1
			0.027	CZ4000-DW2
B1	操作头盲堵: 封住不用的孔 Stopping plug: unused hole on panel to be plugged		0.019	CZ4000-B1
VB6	防爆拨动开关操作头 (黑色) Explosion-proof toggle switch operation head (black)	I ↑ 0	0.030	CZ4000-VB6101
		0 ↑ I	0.030	CZ4000-VB6201
		I ↑ 0	0.030	CZ4000-VB6102
		0 ↑ I	0.030	CZ4000-VB6202
VE6	防爆拨动开关操作头 (红/黄) Explosion-proof toggle switch operation head (red / yellow)	I ↑ 0	0.030	CZ4000-VE6101
		0 ↑ I	0.030	CZ4000-VE6201
M1	表框: 用于测量表的保护窗 Calotte: Protective window for measuring meter		0.071	CZ4000-M1
	带标志牌表框: 用于测量表的保护窗 Calotte with label: Protective window for measuring meter		0.080	CZ4000-M2
M2	标记说明 Legends 锁定 Locked 弹簧返回 Spring-return 钥匙拔出 Pull out key A、B、C 钥匙不可拔出 Key not retractable 标配型 Standard type 可选型 Optional		0.060	CZ4000-Y31GS10
			0.060	CZ4000-Y32GS10
			0.060	CZ4000-Y61GS01
			0.060	CZ4000-Y62GS01
			0.060	CZ4000-Y41GS04
			0.060	CZ4000-Y42GS04
			0.060	CZ4000-Y51GS04
			0.060	CZ4000-Y52GS04
			0.060	CZ4000-Y81GS05
			0.060	CZ4000-Y82GS05
G: 通用钥匙 General purpose key *N: 不通用钥匙 Special key S: 标配型 Standard type (锁定位置钥匙都可拔出) Key can be retractable on all locked positions *A、B、C: 可选型 Optional (表示该位置钥匙不可拔出) Key not retractable on this position 标识牌 (不带不注) Label (no need, no mark)				

● 其它标识牌详见 A/101~A/102 页
See page A/102~A/102 for labels

订购规格 Order specifications:

图样 Illustration	描述 Description	定位点方向 Direction of Anchor Point	重量(kg) Weight	订购号 Order No.
KB□ 	防爆开关操作头 (黑色) Explosion-proof switch operation head (Black) 标记说明 Legends  锁定 Locked  弹簧返回 Spring-return		0.033	CZ4000-KB4104
			0.033	CZ4000-KB4204
			0.033	CZ4000-KB5104
			0.033	CZ4000-KB5204
			0.033	CZ4000-KB6101
			0.033	CZ4000-KB6201
SE□  SB□ 	防爆开关操作头 Explosion-proof switch operation head 标记说明 Legends  锁定 Locked  弹簧返回 Spring-return  挂锁位置 Padlock position	红/黄 Red / Yellow  0-I	0.046	CZ4000-SE6151
		黑 Black  0-I	0.046	CZ4000-SE6251
		黑 Black  1-0-II	0.046	CZ4000-SB6101
		黑 Black  1-0-II	0.046	CZ4000-SB6201
		黑 Black  1-0-II	0.046	CZ4000-SB4104
		黑 Black  1-0-II	0.046	CZ4000-SB4204
HE3□  HB3□  HB4□ 	防爆四极开关操作头 Operation head of explosion-proof 4-pole switch	红/黄 Red / Yellow  0-I	0.040	CZ4000-HE3151
		黑 Black  0-I	0.040	CZ4000-HE3251
		黑 Black  0-I	0.040	CZ4000-HB3101
		黑 Black  1-0-II	0.040	CZ4000-HB3201
		黑 Black  1-0-II	0.040	CZ4000-HB3103
		黑 Black  1-0-II	0.040	CZ4000-HB3203
黑 Black  I-II-III-IV	0.040	CZ4000-HB4104		
黑 Black  I-II-III-IV	0.040	CZ4000-HB4204		

标识牌 (不带不注) Label (no need, no mark)

 其它标识牌详见 A/101~A/102 页
 See page A/102~A/102 for labels

安全锁扣安装示意图 Diagrams of installation of safety latch:

板前导轨型模块的安全锁扣由螺钉固定在箱盖上，这种设计方式解决了操作头和开关模块之间的接触距离。

The safety latches for board front mounting modules are screwed on the lid. This is a way to solve the problem of the contact distance between operation head and switch module.



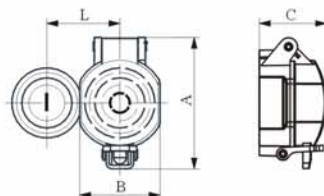
- ① 安全锁扣
 - ② 箱盖
 - ③ 自攻螺钉
 - ④ 板前导轨型模块
- ① Safety latch
 - ② Case cover
 - ③ Self tapping screw
 - ④ Board front mounting rail type module

订购规格 Order specifications:

图样 Illustration	描述 Description	重量(kg) Weight	订购号 Order No.
 4019/3-6	 安全锁扣(用于板前导轨型) 用于 P1 按钮、K□开关操作头 Safety Latch (for board front mounting rail type) Used for P1 push button and K□ switch operation head 面板开孔尺寸 Aperture dimension	0.061	CZ4000-4019/3-6
 4019/1-6	 安全锁扣(用于板前导轨型) 用于 P3、P4、P6 按钮操作头 Safety Latch (For board front mounting rail type) Used for P3, P4, P6 push button operation head 面板开孔尺寸 Aperture dimension	0.116	CZ4000-4019/1-6
 4019/4-6	 常压式安全锁扣(用于板前导轨型) 用于 P1 按钮操作头 Constant pressure type safety latch (For board front mounting rail type) Used for P1 push button operation head 面板开孔尺寸 Aperture dimension	0.026	CZ4000-4019/4-6
 4019/2-6	 安全锁扣(用于板前导轨型) 用于 P3、P6 按钮操作头 Safety Latch (For board front mounting rail type) Used for P3, P6 push button operation head 面板开孔尺寸 Aperture dimension	0.116	CZ4000-4019/2-6
 4019/5	 安全锁扣 用于 P2 按钮操作头 Safety Latch Used for P2 double push button operation head	0.079	CZ4000-4019/5

注：操作头、挂锁另行订购 Note: operation head, padlock shall be ordered separately.

外形尺寸和安装间距 Outline dimensions and mounting pitches:




		单位 Unit: mm			
型号 Type	A	B	C	L	
4019/3-6	72	44	37	≥40	
4019/1-6	70.2	58	50	≥50	
4019/4-6	72	44	37	≥40	
4019/2-6	82	44	45	≥40	
4019/5	78.4	40.7	27	≥40	

安全锁扣安装示意图 Diagrams of installation of safety latch:

板后型模块的安全锁扣由操作头直接拧在面板上，由锁紧螺母固定。

The safety latches for board back modules are mounted on the panel directly and fixed with the lock nut of operation head.



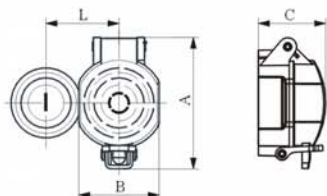
- ① 操作头
 - ② 安全锁扣
 - ③ 面板
 - ④ 锁紧螺母
 - ⑤ 板后型模块
 - ⑥ 密封垫圈
- ① Operation head
 - ② Safety latch
 - ③ Panel
 - ④ Locknut
 - ⑤ Board back type module
 - ⑥ Seal washer

订购规格 Order specifications:

图样 Illustration	描述 Description	重量(kg) Weight	订购号 Order No.
 4019/3-7	 安全锁扣(用于面板式安装) 用于 P1 按钮、K□开关操作头 Safety Latch (For panel mounting) Used for P1 push button and K□ switch operation head	0.063	CZ4000-4019/3-7
 4019/1-7	 安全锁扣(用于面板式安装) 用于 P3、P4、P6 按钮操作头 Safety Latch (For panel mounting) Used for P3, P4, P6 push button operation head	0.125	CZ4000-4019/1-7
 4019/4-7	 常压式安全锁扣(用于面板式安装) 用于 P1 按钮操作头 Constant pressure type safety latch (For panel mounting) Used for P1 push button operation head	0.027	CZ4000-4019/4-7
 4019/2-7	 安全锁扣(用于面板式安装) 用于 P3、P6 按钮操作头 Safety Latch (For panel mounting) Used for P3, P6 push button operation head	0.116	CZ4000-4019/2-7
 4019/5	 安全锁扣 用于 P2 按钮操作头 Safety Latch Used for P2 double push button operation head	0.079	CZ4000-4019/5

注：操作头、挂锁另行订购 Note: operation head, padlock shall be ordered separately.


外形尺寸和安装间距 Outline dimensions and mounting pitches:






















单位 Unit: mm

型号 Type	A	B	C	L
4019/3-7	72	44	37	≥40
4019/1-7	70.2	58	50	≥50
4019/4-7	72	44	37	≥40
4019/2-7	82	44	45	≥40
4019/5	78.4	40.7	27	≥40

P000-□ 按钮标识牌 Push button label:

图样 Illustration	标识刻字 Engraved words in the label	标识牌颜色 Color of label	刻字颜色 Color of engraved words	重量 Weight (kg)	件/包 Pcs/package	编码 Code
	0、I、START、STOP			0.0006	4	00
		绿色 Green		0.0006	100	01
	I	绿色 Green	白色 White	0.0006	100	02
	ON	绿色 Green	白色 White	0.0006	100	03
	START	绿色 Green	白色 White	0.0006	100	04
		红色 Red		0.0006	100	21
	0	红色 Red	白色 White	0.0006	100	22
	OFF	红色 Red	白色 White	0.0006	100	23
	STOP	红色 Red	白色 White	0.0006	100	24
	PULL TO RELEASE	红色 Red	白色 White	0.0006	100	25
		白色 White		0.0006	100	41
	II	白色 White	黑色 Black	0.0006	100	42
	↑	白色 White	黑色 Black	0.0006	100	43
	起动	白色 White	黑色 Black	0.0006	100	44
	停止	白色 White	红色 Red	0.0006	100	45
	正	白色 White	黑色 Black	0.0006	100	46
	反	白色 White	黑色 Black	0.0006	100	47
	停	白色 White	红色 Red	0.0006	100	48
	↑↑	白色 White	黑色 Black	0.0006	100	49

P000-□ 按钮标识牌 Push button label:

图样 Illustration	标识刻字 Engraved words in the label	标识牌颜色 Color of label	刻字颜色 Color of engraved words	重量 Weight (kg)	件/包 Pcs/package	编码 Code
	前	白色 White	黑色 Black	0.0006	100	50
	后	白色 White	黑色 Black	0.0006	100	51
	左	白色 White	黑色 Black	0.0006	100	52
	右	白色 White	黑色 Black	0.0006	100	53
	升	白色 White	黑色 Black	0.0006	100	54
	降	白色 White	黑色 Black	0.0006	100	55
	复位	白色 White	黑色 Black	0.0006	100	56
		黄色 Yellow		0.0006	100	61
	II	黄色 Yellow	白色 White	0.0006	100	62
		黑色 Black		0.0006	100	81
	+	黑色 Black	白色 White	0.0006	100	82
	-	黑色 Black	白色 White	0.0006	100	83
	↑	黑色 Black	白色 White	0.0006	100	84
	I	黑色 Black	白色 White	0.0006	100	85
	II	黑色 Black	白色 White	0.0006	100	86
	III	黑色 Black	白色 White	0.0006	100	87
	IV	黑色 Black	白色 White	0.0006	100	88
		蓝色 Blue		0.0006	100	91
	RESET	蓝色 Blue	白色 White	0.0006	100	92

A

K000-□ 开关标识牌 Switch label:

图样 Illustration	标识刻字 Engraved words in the label	标识牌颜色 Color of label	刻字颜色 Color of engraved words	重量 Weight (kg)	件/包 Pcs/package	编码 Code
	0 - I	黑色 Black	白色 White	0.0004	20	01
	I - II	黑色 Black	白色 White	0.0004	20	02
	0 - I - II	黑色 Black	白色 White	0.0004	20	03
	I - 0 - II	黑色 Black	白色 White	0.0004	20	04
	0 - · - I	黑色 Black	白色 White	0.0004	20	05
	ON - OFF	黑色 Black	白色 White	0.0004	20	06
			白色 White		0.0004	20

S000-□ 开关标识牌 Switch label:

图样 Illustration	标识刻字 Engraved words in the label	标识牌颜色 Color of label	刻字颜色 Color of engraved words	重量 Weight (kg)	件/包 Pcs/package	编码 Code
	0 - I	黑色 Black	白色 White	0.0006	20	01
	I - II	黑色 Black	白色 White	0.0006	20	02
	0 - I - II	黑色 Black	白色 White	0.0006	20	03
	I - 0 - II	黑色 Black	白色 White	0.0006	20	04
	0 - · - I	黑色 Black	白色 White	0.0006	20	05
	0 - I	白色 White	黑色 Black	0.0006	20	51
			白色 White		0.0006	20

H000-□ 四极开关标识牌 4-pole switch label:

图样 Illustration	标识刻字 Engraved words in the label	标识牌颜色 Color of label	刻字颜色 Color of engraved words	重量 Weight (kg)	件/包 Pcs/package	编码 Code
	0 - I	黑色 Black	白色 White	0.0006	20	01
	0 - I - II	黑色 Black	白色 White	0.0006	20	02
	I - 0 - II	黑色 Black	白色 White	0.0006	20	03
	I - II - III - IV	黑色 Black	白色 White	0.0006	20	04
	Auto - 0 - · - I	黑色 Black	白色 White	0.0006	20	05
	0 - I	白色 White	黑色 Black	0.0006	20	51
			白色 White		0.0006	20

Y000-□ 钥匙按钮开关标识牌 Switch label of key switch:

图样 Illustration	标识刻字 Engraved words in the label	标识牌颜色 Color of label	刻字颜色 Color of engraved words	重量 Weight (kg)	件/包 Pcs/package	编码 Code
	0 - I	黑色 Black	白色 White	0.0027	20	01
	I - II	黑色 Black	白色 White	0.0027	20	02
	0 - I - II	黑色 Black	白色 White	0.0027	20	03
	I - 0 - II	黑色 Black	白色 White	0.0027	20	04
	0 - · - I	黑色 Black	白色 White	0.0027	20	05
	0 - ·	黑色 Black	白色 White	0.0027	20	10

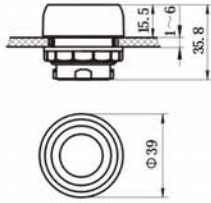
订购规格 Order specifications:

图样 Illustration	描述 Description	重量 Weight (kg)	件/包 Pcs/package	订购号 Order No.	
 4031/1	用于Φ39mm标志牌, 激光刻字1~2行 For label of Φ39mm, laser markings in 1~2 lines		0.003	10	CZ4000-4031/1
 4031/6	用于Φ39mm标志牌, 激光刻字2~3行 For label of Φ39mm, laser markings in 2~3 lines		0.004	10	CZ4000-4031/6
 4031/4	用于Φ39mm标志牌, 激光刻字1~2行 For label of Φ39mm, laser markings in 1~2 lines		0.006	10	CZ4000-4031/4
 4003/20	急停按钮黄色标牌用于Φ40mm 操作头 Yellow labels for E-stop pushbuttons are used for operation heads of Φ40mm		0.002	10	CZ4000-4003/20
 4003/10	急停按钮黄色标牌用于 Φ40mm/Φ55mm操作头 Yellow labels for E-stop pushbuttons are used for operation heads of Φ40mm/Φ55mm		0.001	10	CZ4000-4003/10
 4003/30	夜光标识牌用于Φ39mm操作头 Luminous label for operation head Φ39mm		0.0006	10	CZ4000-4003/30
 4006	套筒扳手用于拧紧塑料螺母 M30 × 1.5 Spanners are used to tighten plastic nuts		0.026	5	4000-4006
 4011	H 四极开关板后安装支架 Panel mounting bracket for H 4-pole switch		0.063	5	4011
	黄铜挂锁 Brass padlock		0.040	12	BL730
	备用钥匙通用型 Spare key is general-purpose		0.006	20	Y001-G01

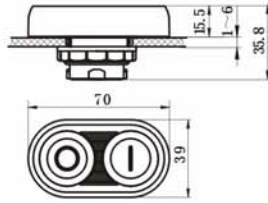
A

外形尺寸 Outline dimensions:

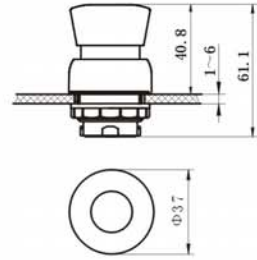
A



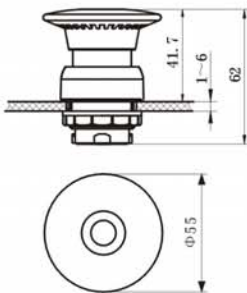
CZ4000-P1 防爆橡胶套按钮操作头
Operation head of explosion-proof rubber sheath push button



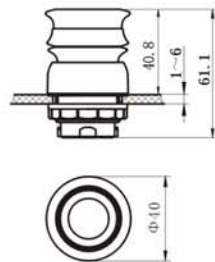
CZ4000-P2 防爆橡胶套双按钮操作头
Operation head of explosion-proof rubber sheath double push button



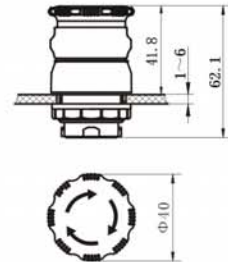
CZ4000-P4 防爆蘑菇头按钮操作头
Operation head of explosion-proof mushroom head push button



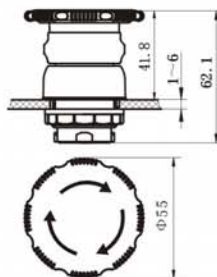
CZ4000-P5 防爆蘑菇头按钮操作头
Operation head of explosion-proof mushroom head push button



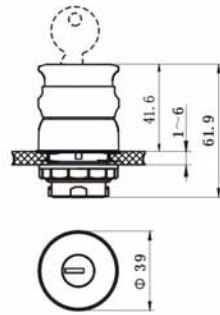
CZ4000-P3E 防爆急停按拉式按钮操作头
Operation head of explosion-proof emergency push-pulling push button



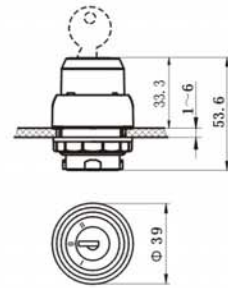
CZ4000-P6E 防爆(急停)扭动释放按钮操作头
Operation head of explosion-proof (emergency stop) twist to release push button



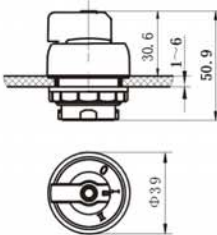
CZ4000-P7E 防爆(急停)扭动释放按钮操作头
Operation head of explosion-proof (emergency stop) twist to release push button



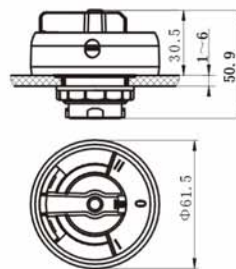
CZ4000-Y2 防爆(急停)钥匙释放按钮操作头
Operation head of explosion-proof (emergency stop) key-releasing push button



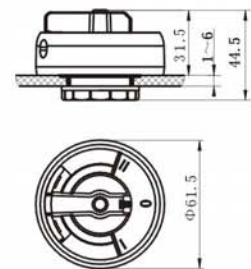
CZ4000-Y3 防爆钥匙按钮、开关操作头
Operation head of explosion-proof key push button, switch



CZ4000-KB4 防爆开关操作头
Operation head of explosion-proof switch

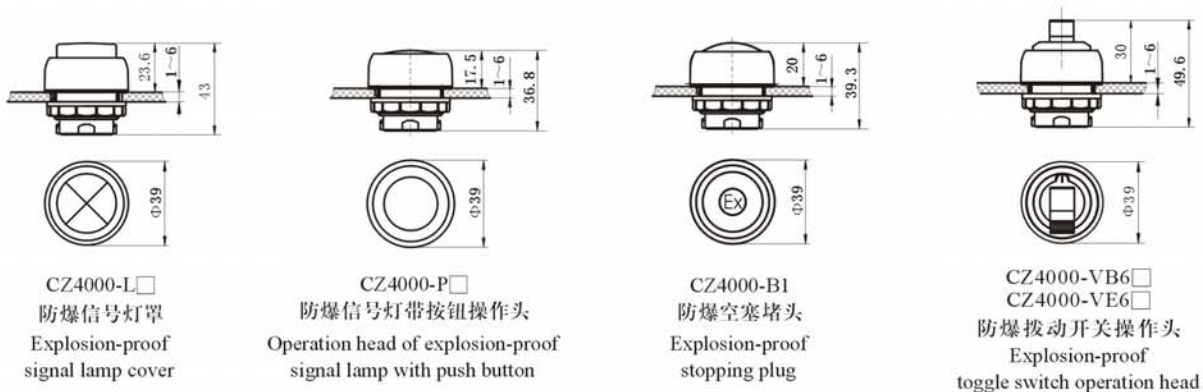


CZ4000-SE4 防爆开关操作头
Operation head of explosion-proof switch

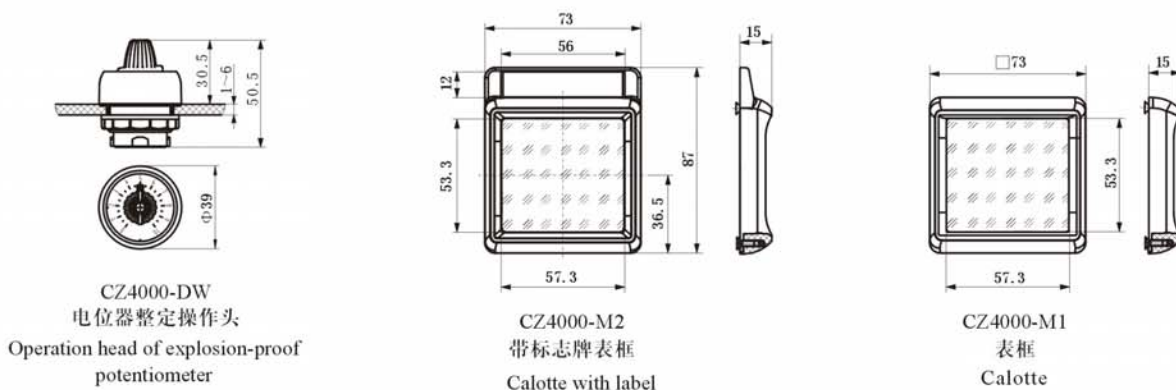


CZ4000-HE 防爆H四极开关操作头
Operation head of explosion-proof H 4-pole switch

外形尺寸 Outline dimensions:



A



开孔尺寸和安装间距 Hole dimension and mounting distance:

