

Type: **NZM3–XR220–250DC**  
 Article No.: **259860**  
 Sales text **Remote operator**



For remote switching of circuit–breakers and switch–disconnectors.

ON and OFF switching and resetting by means of 2–wire or 3–wire control.

Can be synchronized.

Local switching by hand possible

Lockable in the 0 position of the remote operator with up to 3 padlocks (hasp thickness: 4 – 8 mm)

### Ordering information

For use with			NZM3(–4) N(S)3(–4)
Rated control voltage	$U_s$	V	220 – 250 V DC

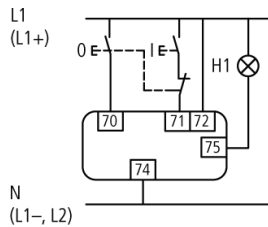
### Notes concerning the product group

Remote operator are combinable with NZM circuit–breakers and N switch–disconnectors but not with PN switch–disconnectors.

A standard auxiliary contact (HIN) for the switch position detection is supplied.

When installing the NZM2–XR... and NZM3–XR... remote operators on 4 pole switches, an additional 4 pole NZM2–XAVPR or NZM3–XAVPR shroud is necessary.

### 3–wire control

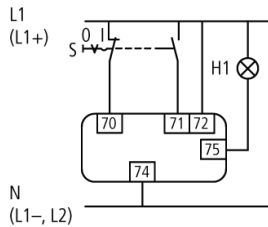


Terminal 70/71:

Please note during engineering:

Full current flows through the contact during make and break!

## 2-wire control



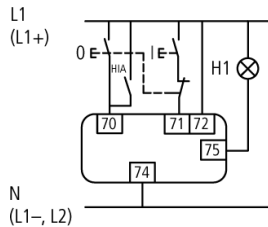
RMQ series contact elements can be used for the NZM2(3,4)-XR... remote operators.

Operational readiness signal when the cover is closed, and not locked.

AC-15: 400 V; 2 A

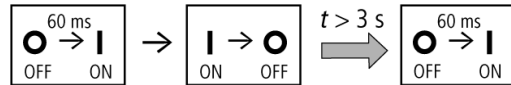
DC-13: 220 V; 0.2 A

## 0-wire control with automatic reset to the 0 position after the switch has tripped

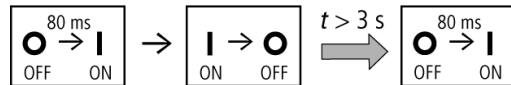


## Switching cycle:

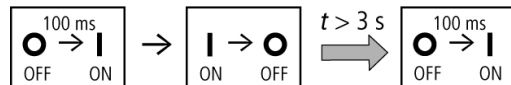
### NZM2-XR



### NZM3-XR



### NZM4-XR



The time interval between OFF and ON is 3 seconds.

On commands received during the time interval are ignored within the first 3 seconds after switch off.

## Notes concerning the product group

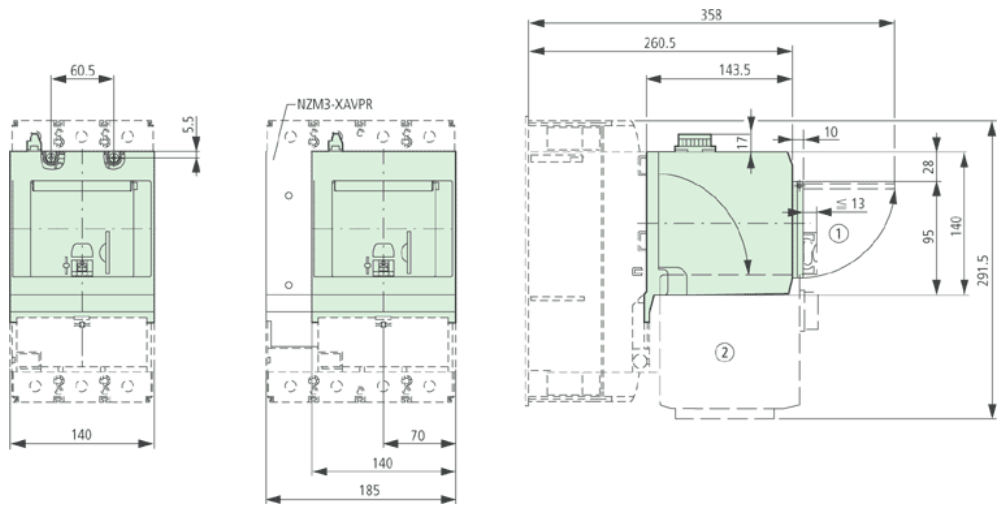
Remote operator are combinable with NZM circuit-breakers and N switch-disconnectors but not with PN switch-disconnectors.

## Remote operator

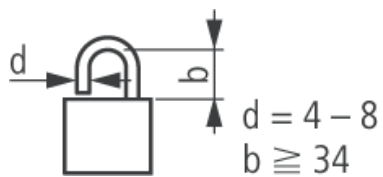
Rated control voltage			
AC	$U_s$	V AC	110...440
DC	$U_s$	V DC	24...250
Operating range			
Drop-out voltage		$\times U_s$	0,85 – 1,1
Pick-up voltage		$\times U_s$	0,85 – 1,1
Rated operating capacity of the motor or the coil			
AC			
110 V ... 130 V AC		VA	350
208 V ... 240 V AC		VA	350
380 V ... 440 V AC		VA	350
DC			
24 V ... 30 V DC		W	250
110 V ... 130 V DC		W	250
220 V ... 250 V DC		W	250
Cu conductors, Cu cable			
AC			
110 V ... 130 V AC		VA	270
208 V ... 240 V AC		VA	270
		VA	270
Total make time		ms	80
Total opening delay		ms	1000
Lifespan, mechanical	Operations		15000
Minimum signal duration			
with switch on		ms	30
with switch off		ms	250
Maximum operating frequency			
Max. operating frequency		Ops/h	60
Terminal capacities			
Solid or flexible conductor with ferrule		mm <sup>2</sup>	0.75 ... 2.5
		AWG	18 ... 14

---

## Dimensions



## Dimensions



Up to 3 padlocks  
Remote operator folded

Moeller GmbH, Hein-Moeller-Str. 7-11, D-53115 Bonn  
 E-Mail: [catalog@moeller.net](mailto:catalog@moeller.net), Internet: [www.moeller.net](http://www.moeller.net), <http://catalog.moeller.net>  
 HPL-C2007G V2.1 © 2007 by Moeller GmbH