



Serie 623

Ü
TI

Maschinen Rundsteckverbinder Serie 623 Circular connectors for machines series 623

Kurzinformation Brief information

Kabelsteckverbinder


- Steckverbinder mit Schraubverriegelung
- Schutzart IP 67¹⁾
- Schirmbare und nicht schirmbare Ausführungen
- Metallbauweise
- M23 Gewinde

Cable Connector


- Connector with screw locking
- Degree of protection IP 67¹⁾
- With and without shielding
- Metal construction
- M23 thread

Aufbau des Steckverbinders:
Construction of the connector:

Kabelstecker:
Cable connector:



Kupplungsstecker:
Coupling connector:



Flanschsteckverbinder

- Ausführungen mit Viereckflansch und Ausführungen direkt zum Einschrauben (Zentralbefestigung)
- Rückwand- und Frontmontage bei Flanschversionen

Sockets

- Versions with square flange and versions for direct mounting (central thread)
- Front- and back mounting for flange versions

Zentralbefestigung:
Central screw:



Frontmontage:
Front fastened:



Rückwandmontage:
Fastened from back side:



¹⁾ Erläuterung der Schutzarten siehe Seite TI-3 – TI-4. / ¹⁾ Explanation of protection standards see page TI-3 – TI-4.

620
702
709
710
711
712
719
423
425
440
581
678
680
682
720
723
623
690
691
692
693
694
707
713
718
733
763
765
768
714
715
766
815
820
825
876
772
775
A
B
C
R

Maschinen Rundsteckverbinder Serie 623 Circular connectors for machines series 623		Technische Daten ¹⁾ Specifications ¹⁾				
Allgemeine Kennwerte		General Characteristics				
Polzahl	Number of contacts	6	9	12	16	19
Verriegelung	Locking system	schrauben (M 23) / screw (M 23)				
Anschlussart	Termination	löten / solder				
Max. Anschlussquerschnitt in mm ²	Max. Wire gauge in mm ²	2,5	8 x 1,5; 1 x 2,5	1,0	1,0	16 x 1,0; 3 x 1,5
Max. Anschlussquerschnitt in AWG	Max. Wire gauge in AWG	14	8 x 16; 1 x 14	18	18	16 x 1; 3 x 18
Kabeldurchlass	Cable outlet	6 - 10 mm (PG 9) / .24 - .40 in. (PG 9)				
Schutzart Gehäuse	Shell protection	IP 67				
Mechanische Lebensdauer	Mechanical operation	> 500 Steckzyklen / > 500 mating cycles				
Obere Grenztemperatur	Upper temperature	+ 125 °C (+ 257 °F)				
Untere Grenztemperatur	Lower temperature	- 40 °C (- 40 °F)				
Gewicht Kabelsteckverbinder	Weight cable connector	~ 70 g (Winkelausführung ~145 g / angled version ~145 g)				
Gewicht Flanschsteckverbinder	Weight socket	~ 28 g				
Elektrische Kennwerte		Electrical Characteristics				
Bemessungsspannung	Rated voltage	250 V		150 V		
Bemessungs-Stoßspannung	Rated impulse voltage	2500 V		1500 V		
Verschmutzungsgrad	Pollution degree	2				
Überspannungskategorie	Overvoltage categorie	II				
Isolierstoffgruppe	Material group	III				
Prüfstoßspannung	Test voltage	2950 V		1750 V		
Bemessungsstrom (40 °C)	Rated current (40 °C)	20 A	8 x 8 A 1 x 20 A	8 A		16 x 8 A 3 x 10 A
Durchgangswiderstand	Contact resistance	≤ 3 mΩ				
Isolationswiderstand	Insulation resistance	≥ 10 ¹⁰ Ω				
Werkstoffe		Materials				
Kontaktstift	Pin contact	CuZn (Messing/brass)				
Kontaktbuchse	Socket contact	CuSn (Bronze/bronze)				
Kontaktoberfläche	Contact plating	Au (Gold/gold)				
Steckerkörper	Male Insert	PET (UL 94 V-0)				
Buchsenkörper	Female Insert	PET (UL 94 V-0)				
Gehäuse Kabelstecker	Housing plastic version	CuZn (Messing, vernickelt/brass, nickel plated)				
Verriegelungsring	Ring nut	CuZn (Messing, vernickelt/brass, nickel plated)				
Flanschgehäuse	Socket	Zink-Druckguss, vernickelt/zinc diecasting, nickel plated				

¹⁾ Normen und Prüfbedingungen für diese Angaben siehe Seite TI-16. / Standards and test parameters for this data see page TI-16.


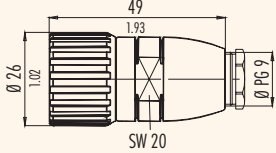

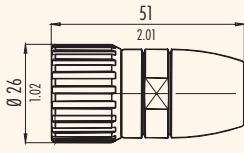

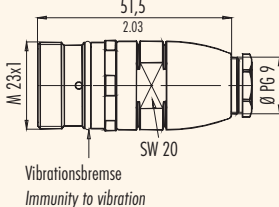

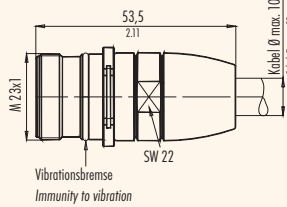

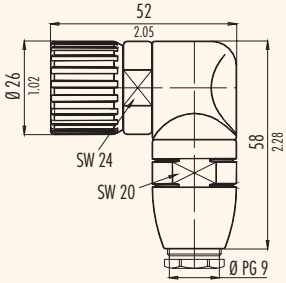
Ü
TI

620
702
709
710
711
712
719
423
425
440
581
678
680
682
720
723
623
690
691
692
693
694
707
713
718
733
763
765
768
714
715
766
815
820
825
876
772
775
A
B
C


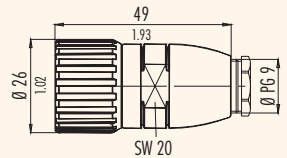

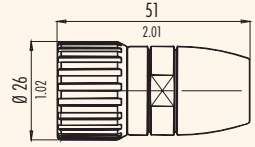

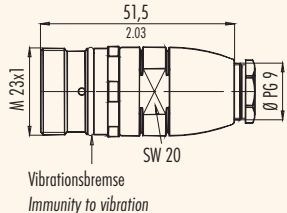

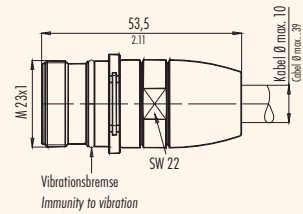

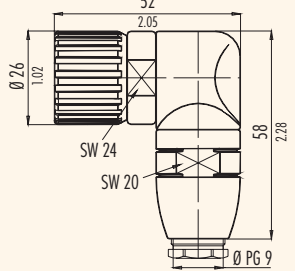
R

Maschinen Rundsteckverbinder Serie 623 Circular connectors for machines series 623

Kabelstecker Male cable connectors

Bezeichnung – Abbildung Description – Figure	Maßzeichnung Drawing	Polzahl Contacts	Bestell-Nr./Ordering-No. Polbild/View on contacts rechtsdrehend/clockwise linksdrehend/anticlockwise	
Kabelstecker, Kabeldurchlass 6 - 10 mm <i>Male cable connector, cable outlet 6 - 10 mm (.24 - .40 in.)</i> 		6	99-4635-00-06	–
Kabelstecker, schirmbar ¹⁾ , Kabeldurchlass 6 - 10 mm <i>Male cable connector, shielding, cable outlet 6 - 10 mm (.24 - .40 in.)</i> 		6	99-4645-00-06	–
Kupplungsstecker, Kabeldurchlass 6 - 10 mm <i>Male coupling connector, cable outlet 6 - 10 mm (.24 - .40 in.)</i> 		6	99-4641-00-06	–
Kupplungsstecker, schirmbar ¹⁾ , Kabeldurchlass 6 - 10 mm <i>Male coupling connector, shielding, cable outlet 6 - 10 mm (.24 - .40 in.)</i> 		6	99-4649-00-06	–
Winkelstecker, Kabeldurchlass 6 - 10 mm <i>Male angled connector, cable outlet 6 - 10 mm (.24 - .40 in.)</i> 		6	99-4635-70-06	–
9		9	99-4601-70-09	99-4601-71-09
12		12	99-4605-70-12	99-4605-71-12
16		16	99-4609-70-16	–
19		19	99-4631-70-19	–

¹⁾ Erdungshülsen bitte separat bestellen, siehe Seite 623-7. / ¹⁾ Please order earth sleeves separately, see page 623-7.


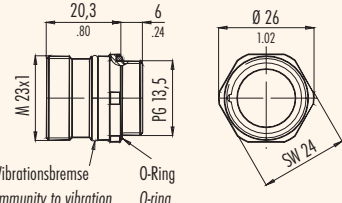

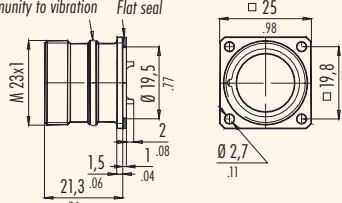

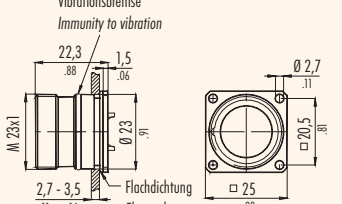

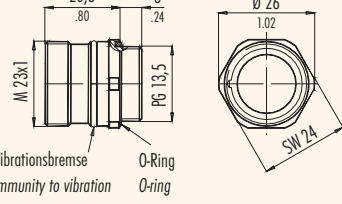

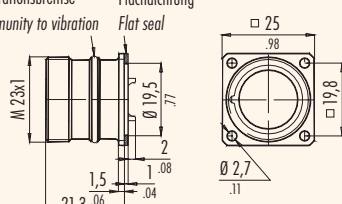

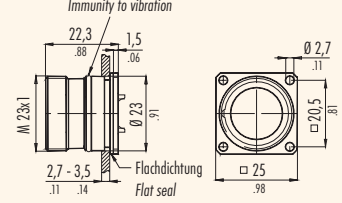
Maschinen Rundsteckverbinder Serie 623 Circular connectors for machines series 623		Kabel Dosen Female cable connectors		
Bezeichnung — Abbildung Description — Figure	Maßzeichnung Drawing	Polzahl Contacts	Bestell-Nr./Ordering-No. Polbild/View on contacts rechtsdrehend/clockwise linksdrehend/anticlockwise	
Kabeldose, Kabeldurchlass 6 - 10 mm Female cable connector, cable outlet 6 - 10 mm (.24 - .40 in.) 		6	99-4636-00-06	—
		9	99-4602-00-09	99-4602-10-09
		12	99-4606-00-12	99-4606-10-12
		16	99-4610-00-16	—
		19	99-4632-00-19	—
Kabeldose, schirmbar ¹⁾ , Kabeldurchlass 6 - 10 mm Female cable connector, shielding, cable outlet 6 - 10 mm (.24 - .40 in.) 		6	99-4646-00-06	—
		9	99-4620-00-09	99-4620-10-09
		12	99-4622-00-12	99-4622-10-12
		16	99-4624-00-16	—
		19	99-4644-00-19	—
Kupplungsdose, Kabeldurchlass 6 - 10 mm Female coupling connector, cable outlet 6 - 10 mm (.24 - .40 in.) 		6	99-4642-00-06	—
		9	99-4614-00-09	99-4614-10-09
		12	99-4616-00-12	99-4616-10-12
		16	99-4618-00-16	—
		19	99-4640-00-19	—
Kupplungsdose, schirmbar ¹⁾ , Kabeldurchlass 6 - 10 mm Female coupling connector, shielding, cable outlet 6 - 10 mm (.24 - .40 in.) 		6	99-4650-00-06	—
		9	99-4626-00-09	99-4626-10-09
		12	99-4628-00-12	99-4628-10-12
		16	99-4630-00-16	—
		19	99-4648-00-19	—
Winkeldose, Kabeldurchlass 6 - 10 mm Female angled connector, cable outlet 6 - 10 mm (.24 - .40 in.) 		6	99-4636-70-06	—
		9	99-4602-70-09	99-4602-71-09
		12	99-4606-70-12	99-4606-71-12
		16	99-4610-70-16	—
		19	99-4632-70-19	—

¹⁾ Erdungshülsen bitte separat bestellen, siehe Seite 623-7. / ¹⁾ Please order earth sleeves separately, see page 623-7.

Ü
TI

Maschinen Rundsteckverbinder Serie 623 Circular connectors for machines series 623

Flanschsteckverbinder Sockets

Bezeichnung — Abbildung Description — Figure	Maßzeichnung Drawing	Polzahl Contacts	Bestell-Nr./Ordering-No. Polbild/View on contacts rechtsdrehend/clockwise linksdrehend/anticlockwise	
Flanschstecker, Zentralbefestigung, PG 13,5 <i>Male socket, center fastened, PG 13,5</i> 	 <p>Vibrationsbremse Immunity to vibration</p> <p>O-Ring O-ring</p>	6	99-4637-20-06	—
Flanschstecker, Frontmontage, <i>Male socket, front fastened</i> 	 <p>Vibrationsbremse Immunity to vibration</p> <p>Flachdichtung Flat seal</p>	6	99-4637-00-06	—
Flanschstecker, Rückwandmontage <i>Male socket, fastened from back side</i> 	 <p>Vibrationsbremse Immunity to vibration</p> <p>Flachdichtung Flat seal</p>	6	99-4637-80-06	—
Flanschdose, Zentralbefestigung, PG 13,5 <i>Female socket, center fastened, PG 13,5</i> 	 <p>Vibrationsbremse Immunity to vibration</p> <p>O-Ring O-ring</p>	6	99-4638-20-06	—
Flanschdose, Frontmontage <i>Female socket, front fastened</i> 	 <p>Vibrationsbremse Immunity to vibration</p> <p>Flachdichtung Flat seal</p>	6	99-4638-00-06	—
Flanschdose, Rückwandmontage <i>Female socket, fastened from back side</i> 	 <p>Vibrationsbremse Immunity to vibration</p> <p>Flachdichtung Flat seal</p>	6	99-4638-80-06	—

620
702
709
710
711
712
719
423
425
440
581
678
680
682
720
723
623
690
691
692
693
694
707
713
718
733
763
765
768
714
715
766
815
820
825
876
772
775
A
B
C
R

Maschinen Rundsteckverbinder Serie 623 Circular connectors for machines series 623		Zubehör Accessories		
Bezeichnung <i>Description</i>	Abbildung <i>Figure</i>	Kabeldurchmesser in mm Cable diameter (inch)		Bestell-Nr. Ordering-No.
		innen/inside	außen/outside	
Erdungshülse mit Dichtung <i>Earth sleeve with seal</i> 		2,5 (.10)	4,0 (.16)	08-1200-040-025
		2,5 (.10)	5,0 (.20)	08-1200-050-025
		3,2 (.13)	5,0 (.20)	08-1200-050-032
		3,2 (.13)	6,0 (.24)	08-1200-060-032
		3,6 (.14)	6,0 (.24)	08-1200-060-036
		3,6 (.14)	7,5 (.30)	08-1200-075-036
		3,8 (.15)	6,0 (.24)	08-1200-060-038
		3,8 (.15)	7,5 (.30)	08-1200-075-038
		4,1 (.16)	6,0 (.24)	08-1200-060-041
		4,1 (.16)	7,5 (.30)	08-1200-075-041
		4,6 (.18)	7,5 (.30)	08-1200-075-046
		4,6 (.18)	8,5 (.34)	08-1200-085-046
		5,2 (.20)	7,5 (.30)	08-1200-075-052
		5,2 (.20)	8,5 (.34)	08-1200-085-052
		5,2 (.20)	10,0 (.40)	08-1200-100-052
		5,5 (.22)	7,5 (.30)	08-1200-075-055
		5,5 (.22)	8,5 (.34)	08-1200-085-055
		5,5 (.22)	10,0 (.40)	08-1200-100-055
		6,2 (.24)	10,0 (.40)	08-1200-100-062
		6,6 (.26)	10,0 (.40)	08-1200-100-066
7,0 (.28)	10,0 (.40)	08-1200-100-070		
7,4 (.29)	10,0 (.40)	08-1200-100-074		
Schutzkappe Kabelsteckverbinder <i>Protection cap cable connector</i>			08-1201-000-000	
Schutzkappe Kabelsteckverbinder <i>Protection cap cable connector</i>			08-1201-001-001	
Schutzkappe Kupplungssteckverbinder, Flanschsteckverbinder <i>Protection cap coupling connector, socket</i>			08-1202-000-000	
Schutzkappe Kupplungssteckverbinder, Flanschsteckverbinder <i>Protection cap coupling connector, socket</i>			08-1202-001-001	
Schutzkappe Kabelsteckverbinder <i>Protection cap cable connector</i>			08-1203-000-000	
Schutzkappe Kupplungssteckverbinder, Flanschsteckverbinder <i>Protection cap coupling connector, socket</i>			08-1204-000-000	
Montageschlüssel <i>Mounting spanner</i>			08-1205-000-000	

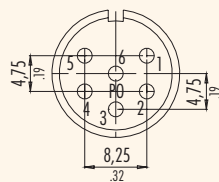
Ü
TI

Maschinen Rundsteckverbinder Serie 623 Circular connectors for machines series 623

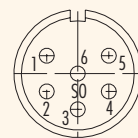
Polbilder Contact arrangements

Ansicht auf Steckseite der Steckverbinder, Polbild rechtsdrehend
View on mating side of connectors, view on contacts clockwise

6 Pol
6 contacts

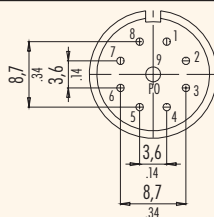


Stiftkontakteinsatz
male insert

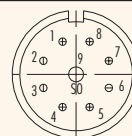


Buchsenkontakteinsatz
female insert

9 Pol
9 contacts

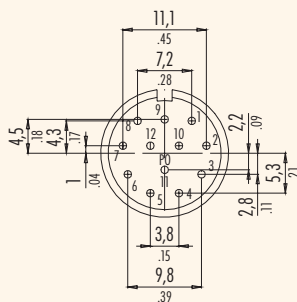


Stiftkontakteinsatz
male insert

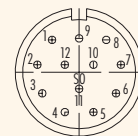


Buchsenkontakteinsatz
female insert

12 Pol
12 contacts

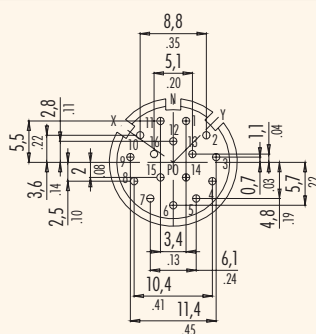


Stiftkontakteinsatz
male insert

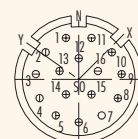


Buchsenkontakteinsatz
female insert

16 Pol
16 contacts

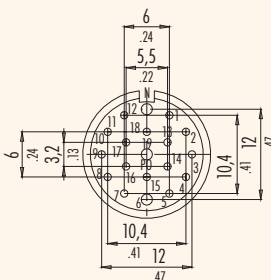


Stiftkontakteinsatz
male insert

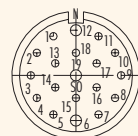


Buchsenkontakteinsatz
female insert

19 Pol
19 contacts



Stiftkontakteinsatz
male insert



Buchsenkontakteinsatz
female insert

620
702
709
710
711
712
719
423
425
440
581
678
680
682
720
723
623
690
691
692
693
694
707
713
718
733
763
765
768
714
715
766
815
820
825
876
772
775
A
B
C
R