

I Knuckle



■ Table for I knuckle and cylinder

Accessory	SE						SI									
	32	40	50	63	80	100	125	32	40	50	63	80	100	125	160	200
F-M10X125I	●							●								
F-M12X125I		●							●							
F-M16X150I			●	●						●	●					
F-M20X150I					●	●						●	●			
F-M27X200I							●							●		
F-M36X200I															●	●

Accessory	SGC				SG/SU				JSI								
	125	160	200	250	32	40	50	63	80	100	32	40	50	63	80	100	125
F-M10X125I					●						●						
F-M12X125I						●											
F-M14X150I												●					
F-M16X150I							●	●									
F-M18X150I													●	●			
F-M20X150I									●	●							
F-M22X150I																●	
F-M26X150I																	●
F-M27X200I	●																●
F-M36X200I		●	●														
F-M42X200I				●													

Accessory	MI				MPG								
	8	10	12	16	20	25	32	40	6	8	10	12	16
F-M3X050I										●			
F-M4X070I	●	●									●	●	
F-M5X080I												●	●
F-M6X100I			●	●									
F-M8X125I					●								
F-M10X125I						●	●						
F-M12X125I								●					

■ Ordering code

F-M16X150 I

Accessories code

Knuckle
I: I Knuckle

Screw thread

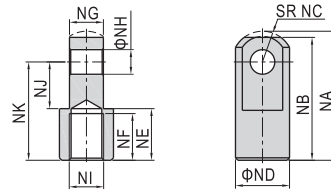
M3: M3
M4: M4
M5: M5
M6: M6
M8: M8
M10: M10
M12: M12
M14: M14
M16: M16
M18: M18
M20: M20
M22: M22
M26: M26
M27: M27
M36: M36
M42: M42

Thread pitch

Screw thread	Thread pitch
M3	050: 0.5mm
M4	070: 0.7mm
M5	080: 0.8mm
M6	100: 1.0mm
M8, M10, M12	125: 1.25mm
M14, M16, M18	150: 1.5mm
M20, M22, M26	
M27, M36, M42	200: 2.0mm

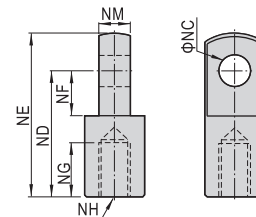
■ Dimensions

M14\M18\M22\M26



Type\Item	NA	NB	NC	ND	NE	NF	NG	NH	NJ	NK	NI
F-M14X150I	52.5	50	12.5	22	21	19	13.8	10	19	40	M14×1.5
F-M18X150I	66.5	64	16.5	28	27	24	19.8	14	24	50	M18×1.5
F-M22X150I	83.5	80	23.5	40	29	26	29.8	22	34	60	M22×1.5
F-M26X150I	83.5	80	23.5	40	29	26	29.8	22	34	60	M26×1.5

Others



Type\Item	NC	ND	NE	NF	NG	NH	NM
F-M3x050I	3	12	15.5	5	5	M3×0.5	3
F-M4x070I	4	16	21	6.8	8	M4×0.7	4
F-M5x080I	5	25	32	14.1	7.5	M5×0.8	6.3
F-M6x100I	6	21	28	8.5	8	M6×1.0	6
F-M8x125I	8	30	40	11	15	M8×1.25	8
F-M10x125I	10	40	50	15	20	M10×1.25	10
F-M12x125I	12	48	62	24	20	M12×1.25	12
F-M16x150I	16	64	82	32	23	M16×1.5	16
F-M20x150I	20	80	102	40	30	M20×1.5	20
F-M27x200I	30	110	139	51	45	M27×2.0	30
F-M36x200I	35	144	181	65	55	M36×2.0	35
F-M42x200I	40	168	211	85	62	M42×2.0	40



Back
I knuckle



Y Knuckle



■ Table for Y knuckle and cylinder

Accessory	SE						SI								
	32	40	50	63	80	100	32	40	50	63	80	100	125	160	200
F-M10X125Y	●						●								
F-M12X125Y		●						●							
F-M16X150Y			●	●					●	●					
F-M20X150Y					●	●					●	●			
F-M27X200Y							●						●		
F-M36X200Y														●	●

Accessory	SGC				SG/SU				JSI								
	125	160	200	250	32	40	50	63	80	100	32	40	50	63	80	100	125
F-M10X125Y					●						●						
F-M12X125Y						●											
F-M14X150Y												●					
F-M16X150Y								●	●								
F-M18X150Y													●	●			
F-M20X150Y									●	●							
F-M22X150Y															●		
F-M26X150Y																●	
F-M27X200Y	●																●
F-M36X200Y		●	●														
F-M42X200Y				●													

Accessory	MI				MPG								
	8	10	12	16	20	25	32	40	6	8	10	12	16
F-M3X050Y									●				
F-M4X070Y	●	●								●	●		
F-M5X080Y												●	●
F-M6X100Y			●	●									
F-M8X125Y					●								
F-M10X125Y						●	●						
F-M12X125Y								●					

■ Ordering code

F-M16X150 Y

Accessories code

Knuckle

Y: Y Knuckle

Screw thread

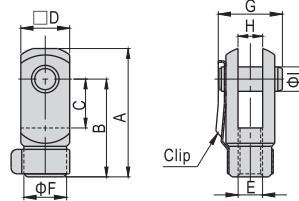
M3: M3
M4: M4
M5: M5
M6: M6
M8: M8
M10: M10
M12: M12
M14: M14
M16: M16
M18: M18
M20: M20
M22: M22
M26: M26
M27: M27
M36: M36
M42: M42

Thread pitch

Screw thread	Thread pitch
M3	050: 0.5mm
M4	070: 0.7mm
M5	080: 0.8mm
M6	100: 1.0mm
M8, M10, M12	125: 1.25mm
M14, M16, M18	150: 1.5mm
M20, M22, M26	
M27, M36, M42	200: 2.0mm

■ Dimensions

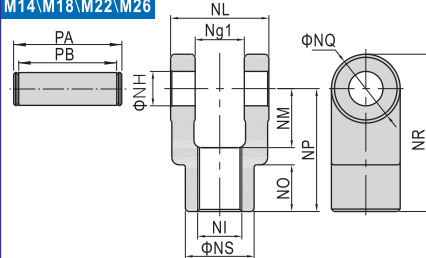
M10 and below



Type\Item	A	B	C	D	F
F-M3X050Y	15.5	12	5	6	6
F-M4X070Y	22	16	8	8	7
F-M5X080Y	28	21	10.2	12	10
F-M6X100Y	32	24	12	12	10
F-M8X125Y	42	32	16	16	14
F-M10X125Y	52	40	20	19	18

Type\Item	E	G	H	I
F-M3X050Y	M3×0.5	9	3	3
F-M4X070Y	M4×0.7	11.5	4	4
F-M5X080Y	M5×0.8	15.5	6.5	5
F-M6X100Y	M6×1.0	16	6	6
F-M8X125Y	M8×1.25	21	8	8
F-M10X125Y	M10×1.25	25	10	10

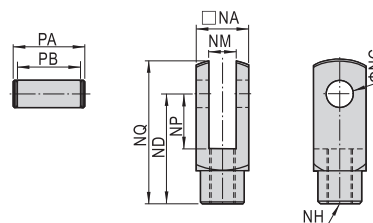
M14\M18\M22\M26



Type\Item	NG1	NH	NI	NL	NM
F-M14X150Y	14.2	10	M14×1.5	27.8	19
F-M18X150Y	20.2	14	M18×1.5	39.8	24
F-M22X150Y	30.2	22	M22×1.5	59.8	34
F-M26X150Y	30.2	22	M26×1.5	59.8	34

Type\Item	NO	NP	NQ	NR	NS	PA	PB
F-M14X150Y	17	40	22	51	22	34.6	28.8
F-M18X150Y	19	50	28	64	28	47	40.8
F-M22X150Y	20	65	40	85	40	69.2	60.8
F-M26X150Y	20	65	40	85	40	69.2	60.8

Others



Type\Item	NA	NC	ND	NP	NQ
F-M12X125Y	25.4	12	48	24	62
F-M16X150Y	32	16	64	32	80
F-M20X150Y	44.4	20	80	40	102
F-M27X200Y	54	30	110	55	139
F-M36X200Y	70	35	144	73	179
F-M42X200Y	85	40	168	86	211

Type\Item	NM	NH	PA	PB
F-M12X125Y	12	M12×1.25	32.4	26.2
F-M16X150Y	16	M16×1.5	39	32.8
F-M20X150Y	20	M20×1.5	53.4	45.2
F-M27X200Y	30	M27×2.0	64.2	54.8
F-M36X200Y	35	M36×2.0	80.2	70.8
F-M42X200Y	40.3	M42×2.0	115	93



← Back
Y knuckle



Floating Joint



Table for floating joint and cylinder

Accessory	SE						SI									
	32	40	50	63	80	100	125	32	40	50	63	80	100	125	160	200
F-M10X125F	●							●								
F-M12X125F		●							●							
F-M16X150F			●	●						●	●					
F-M20X150F					●	●						●	●			

Accessory	SGC				SC/SU				JSI								
	125	160	200	250	32	40	50	63	80	100	32	40	50	63	80	100	125
F-M10X125F					●						●						
F-M12X125F						●											
F-M14X150F													●				
F-M16X150F								●	●								
F-M18X150F													●	●			
F-M20X150F										●	●						

Accessory	ACQ									
	12	16	20	25	32	40	50	63	80	100
F-M8X125F			●							
F-M10X125F				●						
F-M14X150F					●	●				
F-M18X150F							●	●		

Accessory	MA				MAL				MF							
	16	20	25	32	40	50	63	80	20	25	32	40	20	25	32	40
F-M6X100F	●															
F-M8X125F		●						●								
F-M10X125F			●	●					●	●					●	●
F-M12X125F					●											
F-M14X150F						●	●									●

Accessory	PB				MI								
	4	6	10	12	16	8	10	12	16	20	25	32	40
F-M3X050F		●											
F-M4X070F			●			●	●						
F-M5X080F				●	●								
F-M6X100F								●	●				
F-M8X125F										●			
F-M10X125F											●	●	
F-M12X125F													●

Ordering code

F-M10X125 F

Accessories code

Code

F: Floating joint

Screw thread

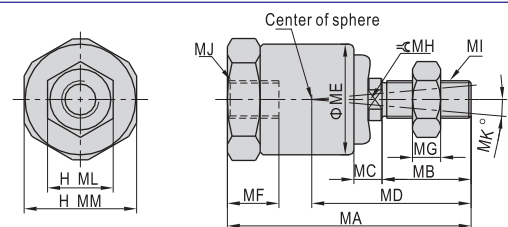
M3: M3
M4: M4
M5: M5
M6: M6
M8: M8
M10: M10
M12: M12
M14: M14
M16: M16
M18: M18
M20: M20

Thread pitch

Screw thread	Thread pitch
M3	050: 0.5mm
M4	070: 0.7mm
M5	080: 0.8mm
M6	100: 1.0mm
M8, M10, M12	125: 1.25mm
M14, M16	150: 1.5mm
M18, M20	

Dimensions

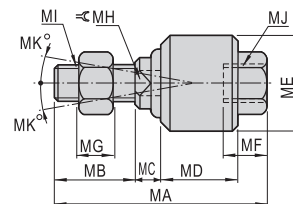
M6 and below



Note: Angle compensation: $\pm 5^\circ$
Radial direction compensation: 0.5

Type/Item	MA	MB	MC	MD	ME	MF	MG	MH	MI	MJ	ML	MM
F-M3X050F	23.5	7.5	3	15	11.8	5.5	2.4	4	M3×0.5	5.5	12	12
F-M4X070F	26	9.5	3	17	11.8	6	3	4	M4×0.7	7	12	12
F-M5X080F	34.5	13.5	3.5	22.8	13.8	8	4	6	M5×0.8	8	14	14
F-M6X100F	34.5	13.5	3.5	22.8	13.8	8	4	6	M6×1.0	10	14	14

M8 and above



Type/Item	MA	MB	MC	MD	ME	MF	MG	MH	MI	MJ	MK
F-M8X125F	51	20	6	17	24	10.5	6	8	M8×1.25	M8×1.25	13
F-M10X125F	58	22	7	21	26	11	6	10	M10×1.25	M10×1.25	12
F-M12X125F	58	22	8	21	28	11.5	7	12	M12×1.25	M12×1.25	12
F-M14X150F	70	22.5	8.5	28	34.5	16	8	15	M14×1.5	M14×1.5	12
F-M16X150F	90	27	10	41	44.5	19	8	17	M16×1.5	M16×1.5	7
F-M18X150F	92	27	10	41	44.5	21	11	18	M18×1.5	M18×1.5	7
F-M20X150F	102	29	13	46	53	22	10	22	M20×1.5	M20×1.5	10



Back to Floating Joint

Universal Joint



■ Table for universal joint and cylinder

Accessory	SE						SI								
	32	40	50	63	80	100	32	40	50	63	80	100	125	160	200
F-M10X125U	●														
F-M12X125U		●													
F-M16X150U			●	●						●	●				
F-M20X150U					●	●					●	●			
F-M27X200U							●						●		
F-M36X200U														●	●

Accessory	SGC				SC/SU				JSI								
	125	160	200	250	32	40	50	63	80	100	32	40	50	63	80	100	125
F-M10X125U																	
F-M12X125U																	
F-M14X150U																	
F-M16X150U																	
F-M18X150U																	
F-M20X150U																	
F-M27X200U																	
F-M36X200U																	

Accessory	ACQ									
	12	16	20	25	32	40	50	63	80	100
F-M5X080U	●									
F-M6X100U		●								
F-M8X125U			●							
F-M10X125U				●						
F-M14X150U					●	●				
F-M18X150U							●	●		

Accessory	MA				MAL				MF							
	16	20	25	32	40	50	63	80	20	25	32	40	20	25	32	40
F-M6X100U	●															
F-M8X125U		●														
F-M10X125U			●	●												
F-M12X125U					●											
F-M14X150U						●	●									

Accessory	PB				MI							
	4	6	10	12	8	10	12	16	20	25	32	40
F-M4X070U			●									
F-M5X080U				●	●							
F-M6X100U												
F-M8X125U												
F-M10X125U												
F-M12X125U												

■ Ordering code

F-M10X125 U

Accessories code

Code

U: Universal joint

Screw thread

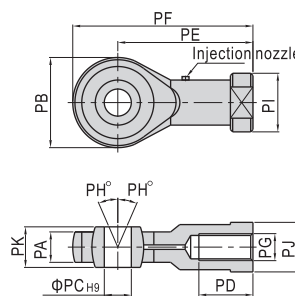
M4: M4
M5: M5
M6: M6
M8: M8
M10: M10
M12: M12
M14: M14
M16: M16
M18: M18
M20: M20
M27: M27
M36: M36

Thread pitch

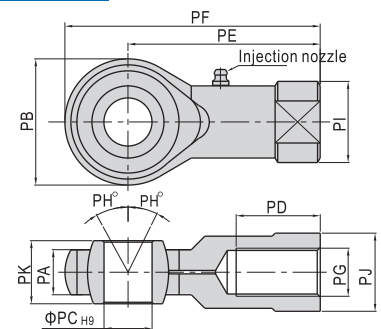
Screw thread	Thread pitch
M4	070: 0.7mm
M5	080: 0.8mm
M6	100: 1.0mm
M8, M10, M12	125: 1.25mm
M14, M16	150: 1.5mm
M18, M20	200: 2.0mm
M27, M36	

■ Dimensions

M8 and below



M10 and above



Type\Item	PA	PB	PC	PD	PE	PF	PG	PH	PI	PJ	PK
F-M4X070U	6	18	5	10	27	36	M4×0.7	13	12.5	10	8
F-M5X080U	6	18	5	10	27	36	M5×0.8	13	12.5	10	8
F-M6X100U	6.8	20	6	12	30	40	M6×1.0	13	13	11	9
F-M8X125U	9	24	8	16	36	48	M8×1.25	13	16	14	12
F-M10X125U	11	26	10	20	43	56	M10×1.25	13	19	17	14
F-M12X125U	12	32	12	22	50	66	M12×1.25	13	22	19	16
F-M14X150U	14	36	14	28	57	75	M14×1.5	13	25	22	19
F-M16X150U	15	40	16	28	64	84	M16×1.5	15	27	22	21
F-M18X150U	16.5	46	18	30	71	94	M18×1.5	15	31	27	23
F-M20X150U	18	46	20	33	77	100	M20×1.5	15	34	30	25
F-M27X200U	25	70	30	51	110	145	M27×2.0	15	50	41	37
F-M36X200U	27.5	80	35	56	125	165	M36×2.0	15	57.5	50	43

