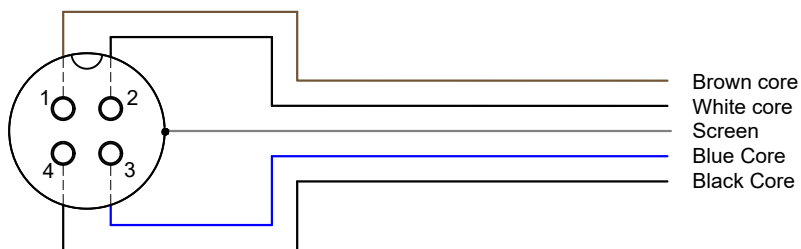
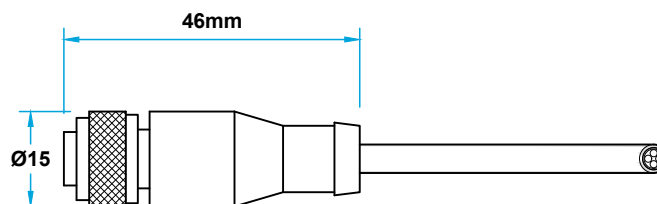


Connection Details of Cable Assembly

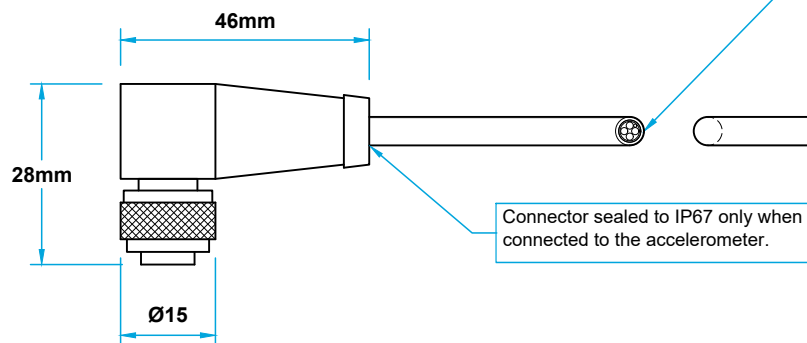
Outside view of
4 Pin M12 Connector



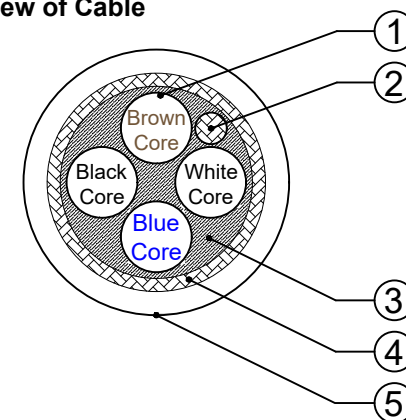
HS-AC010
M12 4 pole
straight connector



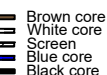
HS-AC011
M12 4 pole right
angle connector



Inside View of Cable



Free end



Free end core details

White & black core is used for
HS-150, HS-102, HS-420 series.

Brown, white & black used for
HS-150T, HS-421 & HS-423 series.

Brown, white, blue & black core used for
HS-420T & HS-422T series.

Materials of Cable

Pos	Description	Dimension	Overall Diameter	Remarks
Cable description: LiF9YHC11YH 4 x 0.34mm ² with drain wire qualified for drag chains acc. to UL/CSA 20233		Bending radius	min. 10 x outer-Ø	Moving
			min. 5 x outer-Ø	Fixed installation
1.	Conductor, bare soft copper wire		0.10mm	acc. to VDE 0295, cl 6
2.	Screen wire, tinned copper		0.20mm	
3.	Stranding, 4 cores surrounding a woollen inner core			Length of lay approx 43mm drain wire
4.	Screen, tinned copper			Coverage: 84% min
5.	Outer sheath, Polyether-Polyurethane PUR11Y Flame retardant acc. to VDE 0472, Part 804/B Oil resistant acc. to VDE 0472, Part 803 Halogen free, free of silicone, seawater-resistant		5.9 ±0,2mm	Grey/Black

Technical Data of Cable

Technical Data	Values at 20°C	Unit
Resistance	≤57	Ω / km
Test voltage	2	KV
Normal voltage	300	V
Inductance	0.7	µH/m
Capacitance	Parallel wires: 66.7	pF/m
	Nonparallel wires: 63.1	
	Wire/screen: 120.0	
Temperature range	-40°C bis + 80°C	Moving
	-50°C bis + 80°C	Fixed installation